



ENABLING THE BUSINESS OF AGRICULTURE

Nina Paustian, Arnau Gallard-Agusti
World Bank Group, Washington, DC, USA



Content

EBA objective and timeline

Topics and countries covered

Fertilizer indicators and findings



WBG Doing Business Report

Enabling the Business of Agriculture has been inspired by the WBG *Doing Business* report, which has a recognized track record in measuring laws and regulations in 189 economies and leveraging reforms.



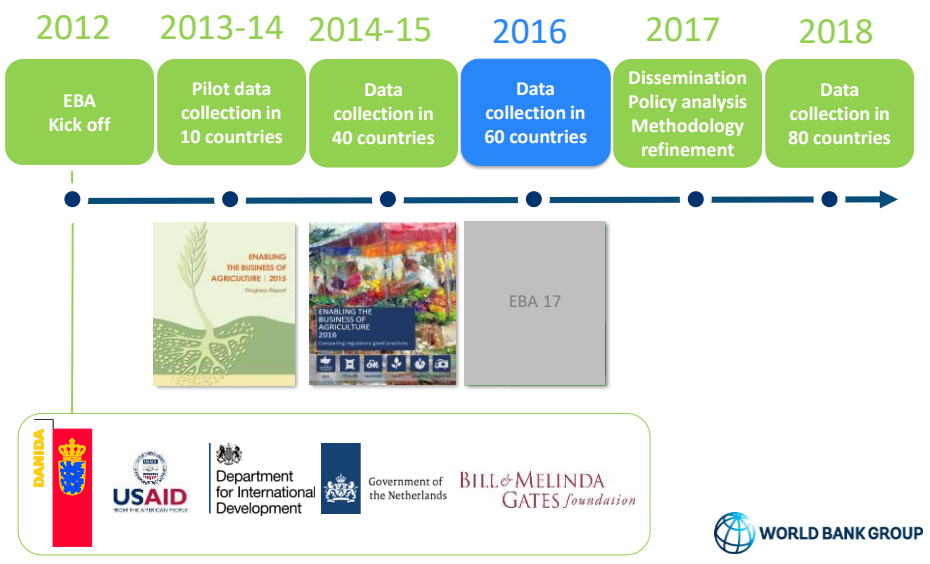
DB impact

- ✓ 2,182 research articles in peer-reviewed academic journals
- ✓ 6,296 working papers have been posted online
- ✓ 120,000 media articles have cited DB since 2004
- ✓ 4,761,000 web site visits in 2015 (from 29,000 in 2003)

Doing Business has recorded 2,499 reforms since DB 2006



EBA: genesis and timeline



A tool for improved policymaking



EBA can inform policymaking and trigger reforms based on cross-country benchmarking



Benchmarking the agribusiness value chain



Benchmarking 3 different dimensions

Operations
(e.g. seed and fertilizer registration)

Quality control
(e.g. tractor safety and standards)

Trade
(e.g. cross-border transportation)



62 countries covered by EBA

SUB-SAH AFRICA

Burkina Faso
Burundi
Cote D'Ivoire
Ethiopia
Ghana
Kenya
Mali
Mozambique
Niger
Rwanda
Sudan
Tanzania
Uganda
Zambia

Liberia
Benin
Malawi
Cameroon
Senegal
Zimbabwe
Nigeria

ECA

Bosnia and Herzegovina
Georgia
Kyrgyz Rep.
Poland
Romania
Russian Fed.
Armenia
Tajikistan
Serbia
Turkey
Kazakhstan
Ukraine

EAP

Cambodia
Lao PDR
Myanmar
Philippines
Vietnam

Korea DR
Malaysia
Thailand

MENA

Jordan
Morocco

Egypt

SA

Bangladesh
Nepal
Sri Lanka

India

LAC

Bolivia
Chile
Colombia
Guatemala
Nicaragua

Haiti
Mexico
Peru
Uruguay

EU

Denmark
Greece
Spain

Italy
Netherlands

Bihar
Odisha
Uttar Pradesh
Maharashtra



Data collection

How do we collect the data?

- Literature review, extensive discussions with experts / practitioners, review of good practices to identify **relevant, measurable and actionable areas**

➔ Design of questionnaire

- Identification of experts and practitioners in the countries covered

- Interaction through various channels:

- Email and phone
- Travel
- Local consultants
- Stakeholder meetings
- Conferences and other events
- Webinars and newsletters
- Website



Contributors

Public Sector

- Ministries of Agriculture, Transport, Environment, Trade and Commerce, Information and Technology
- Central Bank, Financial Supervisory Authorities
- Customs, State Inspectors, Land Registries, Cadasters, Agricultural Research Institutes and others

Private Sector

- Agricultural Input Companies (Fertilizer, Machinery, Seed, Irrigation)
- Trucking companies
- Freight forwarders
- Cooperatives and Farmers' associations
- Agricultural Holdings
- Mobile Network Operators
- Lawyers
- Commercial Bankers and Microfinance Institutions



Fertilizer indicators

Registering products

Importing fertilizer

Quality control

(New in EBA17 Survey)
Distributing fertilizer

(New in EBA17 Survey)
Subsidies

(New in EBA17 Survey)
Extension services

Fertilizer indicators

Good Practices

- Efficient & affordable fertilizer product registration.
- Official catalog accessible online.
- Private companies allowed to import.
- Import permit without time limitation.
- Import permit affordable.
- Labeling of fertilizer required.
- Sale of mislabeled fertilizers prohibited.



Fertilizer indicators

| Question examples | Answer | Score |
|---|---------------|-------|
| The private sector is required to register fertilizer | Yes | 1 |
| The registration is not limited to a specific time period or re-application is not needed | Yes | 1 |
| If registration is limited to a specific time period, the following scores are assigned | ≥ 10 years | 0.75 |
| | ≥ 5 years | 0.5 |
| | ≥ 2 years | 0.25 |
| | < 2 years | 0 |
| The private sector is required to obtain an import permit to import fertilizer | No | 0 |
| If import permit is required, the following scores are assigned | No time limit | 0.8 |
| | ≥ 12 months | 0.6 |
| | ≥ 6 months | 0.4 |
| | ≥ 1 month | 0.2 |
| | < 1 month | 0 |
| The fertilizer law requires labeling of fertilizer containers | Yes | 1 |
| The fertilizer law prohibits the sale of mislabeled fertilizer bags | Yes | 1 |
| The fertilizer law establishes a penalty for the sale of mislabeled fertilizer | Yes | 1 |



Fertilizer indicators

Respondent
types

Fertilizer companies
NGOs
Industry associations
Government authorities

Data collection

Remote
Country visits



Fertilizer EBA16 findings

Asia findings

South Asia and East Asia Pacific have lower overall scores, registration scores and import requirement scores than the average.

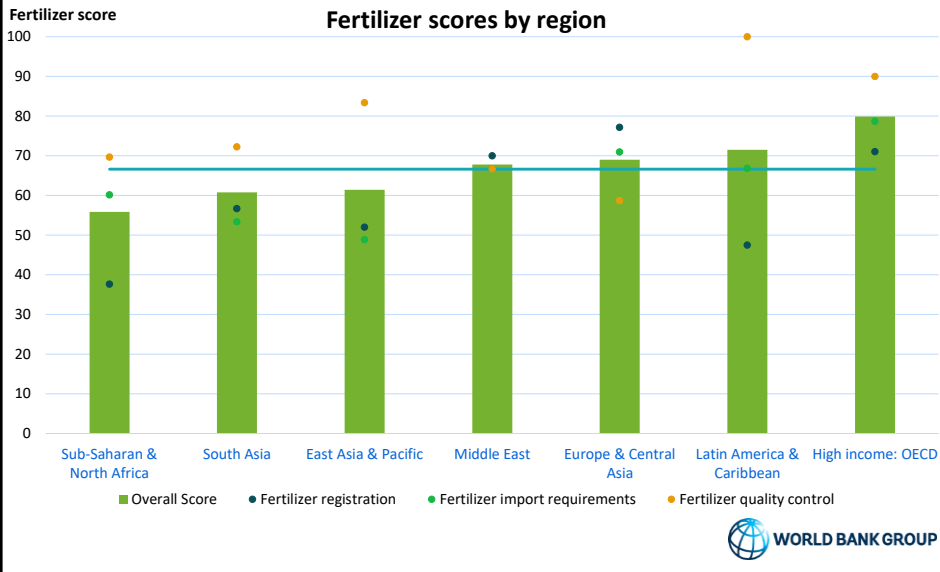
On average it takes longer to register fertilizer in Asia than in other regions.

East Asia Pacific has higher quality control scores than the average.

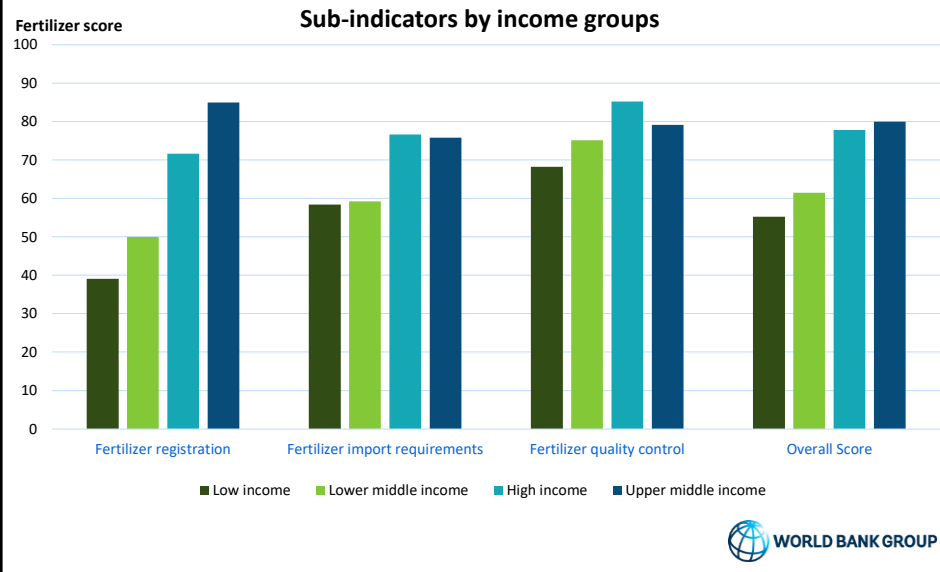
Scores within Asia vary across countries, with above and below average performers.



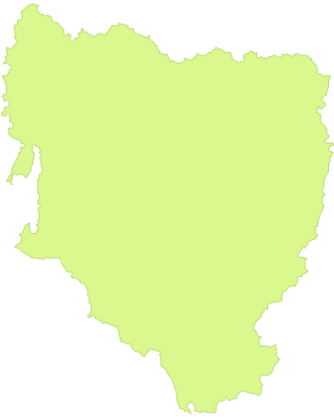
Fertilizer EBA16 findings



Fertilizer EBA16 findings



EBA scores



Fertilizer score 53

Adopting good-practices already in place in other countries:

Catalogue online **+6 points**

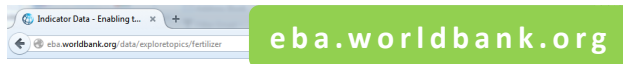
Import permit 12 months **+3 points**

Penalties mislabeled bags **+5 points**

Fertilizer score 67




EBA website



Enabling the Business of Agriculture

Fertilizer

The *Enabling the Business of Agriculture* fertilizer indicators measure laws and regulations related to the registration, import, and quality control of fertilizer products. They address factors important to companies importing and selling fertilizer products, farmers using quality fertilizer products to increase their productivity, and governments pursuing regulations that ensure the quality of products and effectiveness of fertilizer markets.



CONTACT

2121 Pennsylvania Avenue, NW
Washington, DC 20433
USA
E-mail

| Economy | Topic Score | Fertilizer registration (0-100) | Number of procedures to register a new fertilizer | Time to register a new fertilizer (days) |
|-----------|-------------|---------------------------------|---|--|
| Denmark | 82.2 | 80 | 2 | 31 |
| Ethiopia | 34.4 | 20 | N/A | N/A |
| Georgia | 68.9 | 90 | 5 | 765 |
| Ghana | 59.4 | 45 | 4 | 255 |
| Greece | 93.3 | 100 | 7 | 211 |
| Guatemala | 66.9 | 35 | 2 | 105 |
| Jordan | 67.8 | 70 | 3 | 36 |

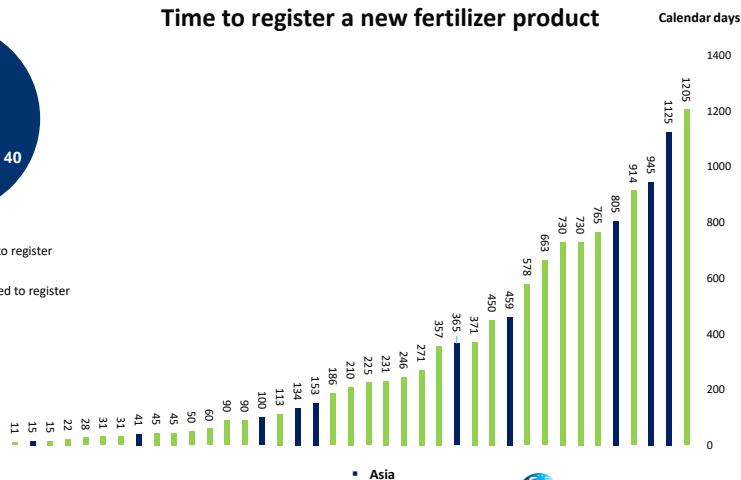


NEW Fertilizer EBA17 findings

Requirement to register

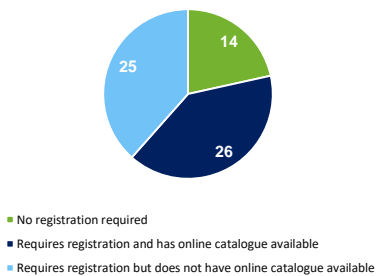


Time to register a new fertilizer product

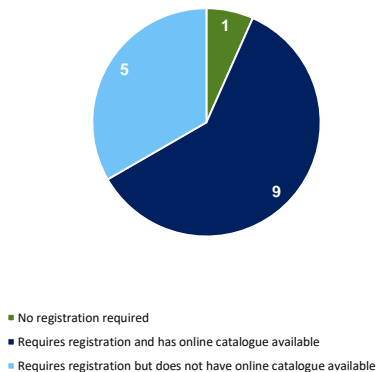


NEW Fertilizer EBA17 findings

Registration and online catalogues in all economies

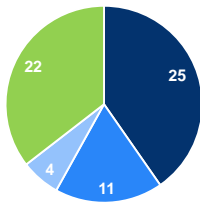


Registration and online catalogues in Asia



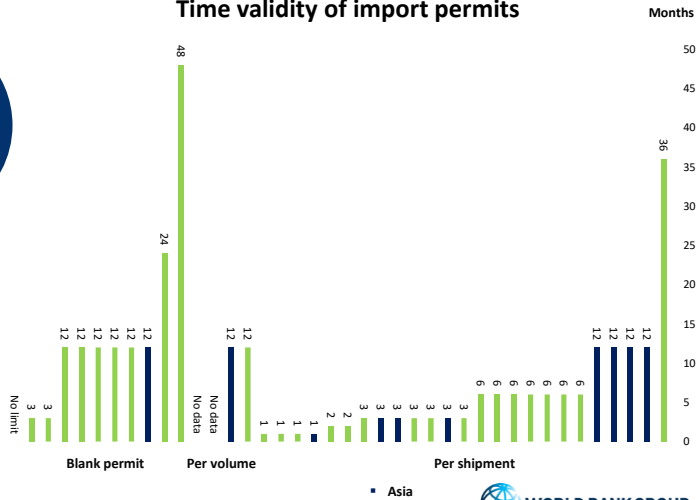
NEW Fertilizer EBA17 findings

Import permit type



- Per shipment
- Blank permit
- Per volume
- No permit required

Time validity of import permits



ENABLING THE BUSINESS OF AGRICULTURE



WORLD BANK GROUP

agallardagusti@worldbank.org
npaustian@worldbank.org

Thank you