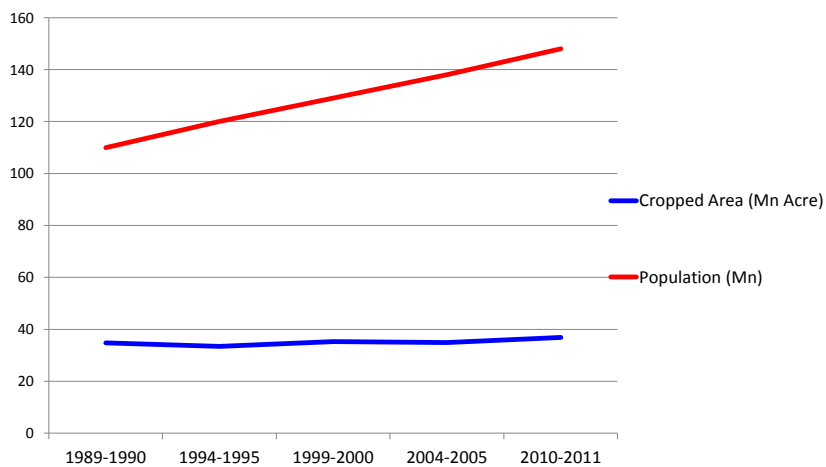


# Management of Fertilizer Subsidy in Bangladesh

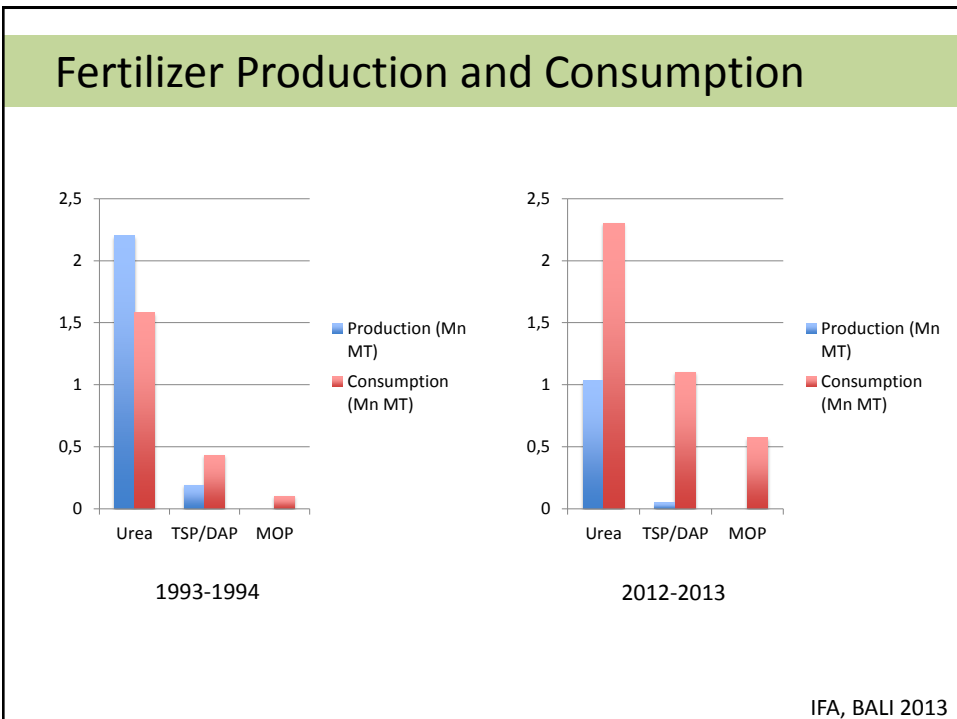
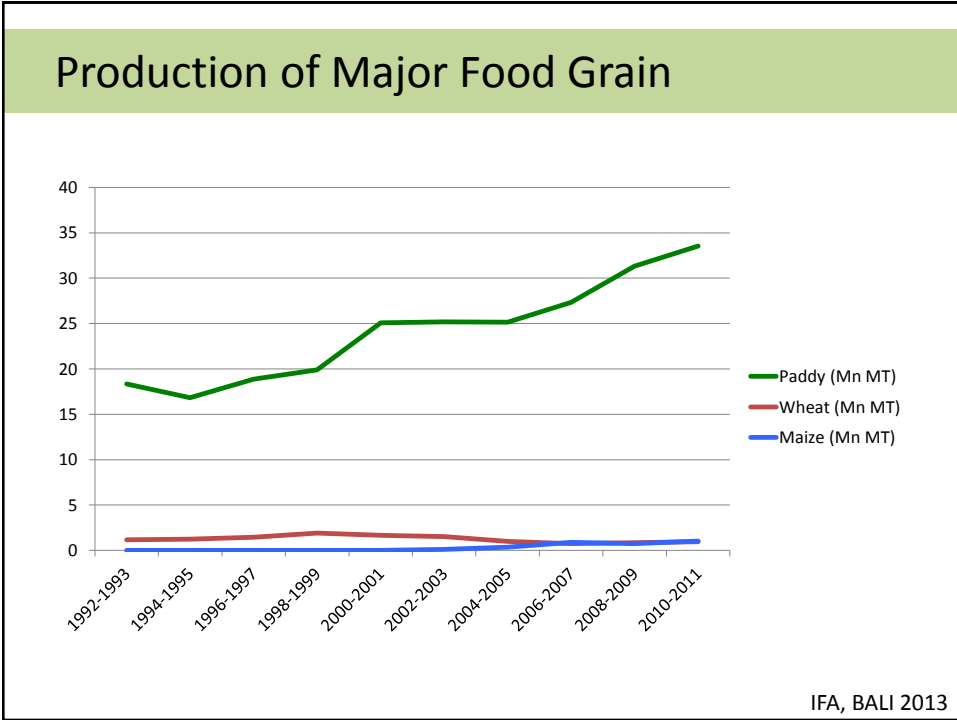
Presented at IFA, BALI 2013  
 Dr. Md. Shariful Huq  
 Chairman, FAIT Ltd., Bangladesh

IFA, BALI 2013

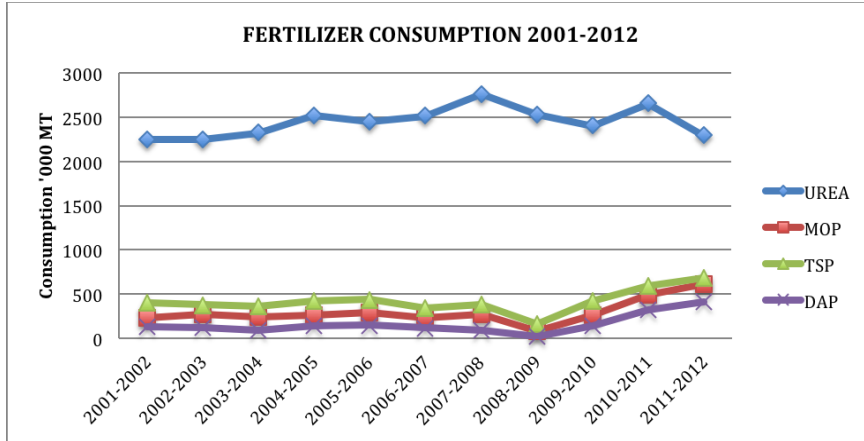
## Agricultural Land and Population in Bangladesh



IFA, BALI 2013

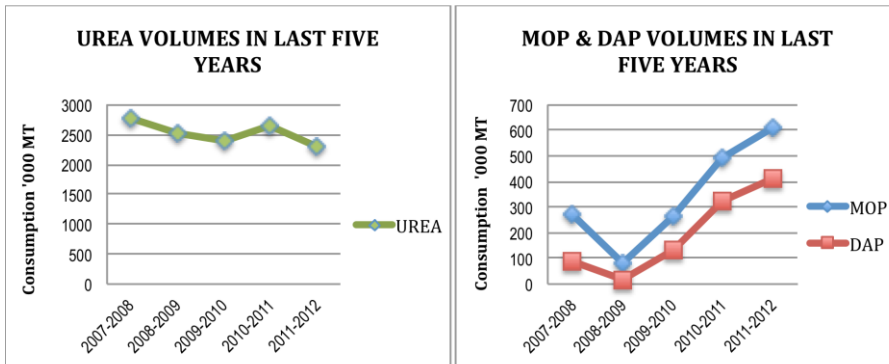


## Fertilizer Consumption Growth Rate



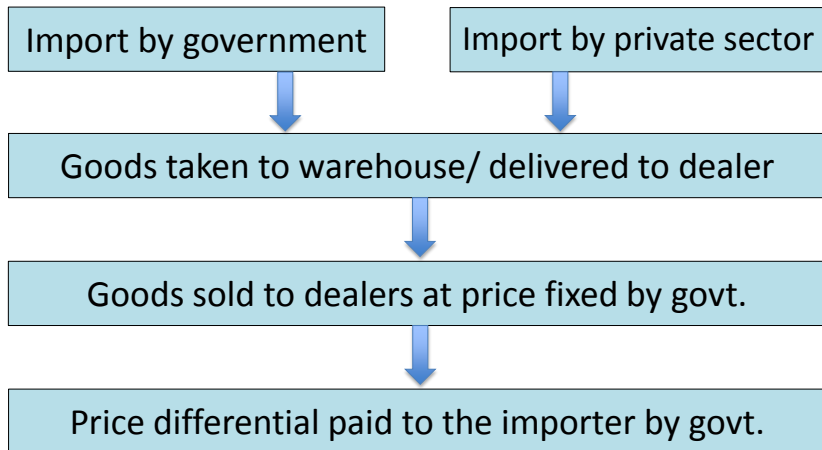
IFA, BALI 2013

## Fertilizer Consumption Growth Rate (2007-2012)



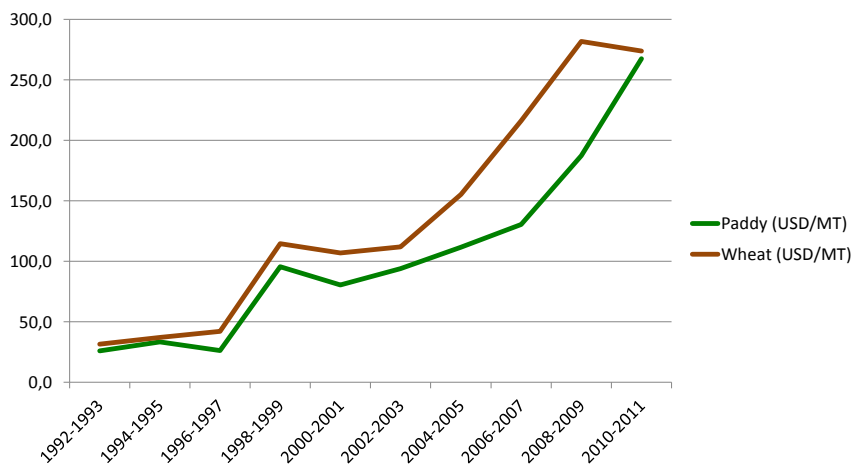
IFA, BALI 2013

## Import and Distribution Under Subsidy



IFA, BALI 2013

## Price of Paddy and Wheat



IFA, BALI 2013

## Subsidized Price of Non-Urea Fertilizer

**Subsidy started in 2004-2005: The rate was 25%**

**2007-2008: The rate was 15%**

	Product	Farmer Price (USD/MT)	International Price (USD/MT)
From June 2009	TSP	500	
	DAP	563	
	MOP	438	
From Nov 2009	TSP	275	
	DAP	375	
	MOP	313	
From Oct 2010	TSP	275	475 (Tunisia FOB Bulk)
	DAP	338	572 (Tunisia FOB Bulk)
	MOP	188	405 (SE Asia CFR Bulk)

IFA, BALI 2013

## Subsidized Price of Urea Fertilizer

	Product	Farmer Price (USD/MT)
Before June 2008	Urea	75
From June 2008	Urea	150
From July 2011	Urea	250
From Aug 2013	Urea	200

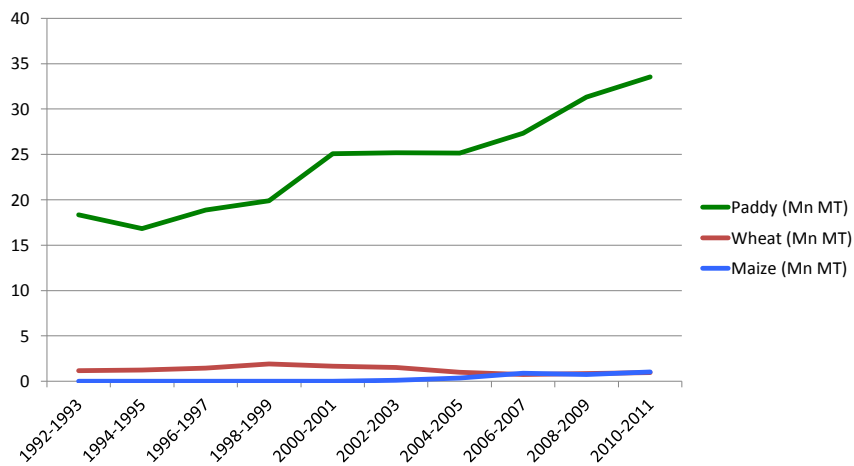
IFA, BALI 2013

## Subsidy Disbursed in Agricultural Sector

Year	Urea (Mn USD)	Non-Urea (Mn USD)	Total (Mn USD)
2005-2006	96.0	38.0	134.0
2006-2007	91.8	43.5	135.3
2007-2008	394.5	47.5	442.0
2008-2009	534.2	100.4	634.6
2009-2010	247.4	262.5	509.9
2010-2011	321.4	383.9	705.3
2011-2012	291.2	578.0	869.2
2012-2013	603.0	893.2	1496.2

IFA, BALI 2013

## Production of Major Food Grain



IFA, BALI 2013



**Thank You**

**IFA, BALI 2013**