



AfricaFertilizer.org
Fueling the Green Revolution in Africa



Photo by Bob Crook, African Mail (1997)



AfricaFertilizer.org


To feed our people, we must first feed our soil

Olusegun Obasanjo, Former President of the Republic of Nigeria during the Africa Fertilizer Summit – Abuja, June 2006

Patrice Annequin, IFDC
Africa Forum, Paris
3 June 2010

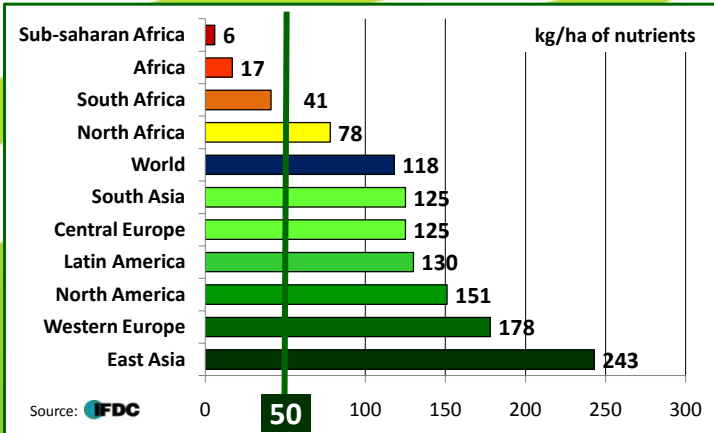


www.ifdc.org



AfricaFertilizer.org
Fueling the Green Revolution in Africa


Sub Saharan Africa : World's Lowest Fertilizer Consumption Rate



Region	kg/ha of nutrients
Sub-saharan Africa	6
Africa	17
South Africa	41
North Africa	78
World	118
South Asia	125
Central Europe	125
Latin America	130
North America	151
Western Europe	178
East Asia	243

Source: IFDC

2007-2008 Fertilizer Consumption



www.ifdc.org



AfricaFertilizer.org
Fueling the Green Revolution in Africa

The Africa Fertilizer Summit

2006



- **12 recommendations**
- **An answer to #10:**
 - Improve farmer **access to complementary inputs** (quality seeds, irrigation facilities, extension services, **market information**).
- **A contribution to many others!**



www.ifdc.org



AfricaFertilizer.org
Fueling the Green Revolution in Africa




AfricaFertilizer.org

A new global forum to disseminate and exchange information on fertilizers, soil fertility and related agricultural issues in Africa.

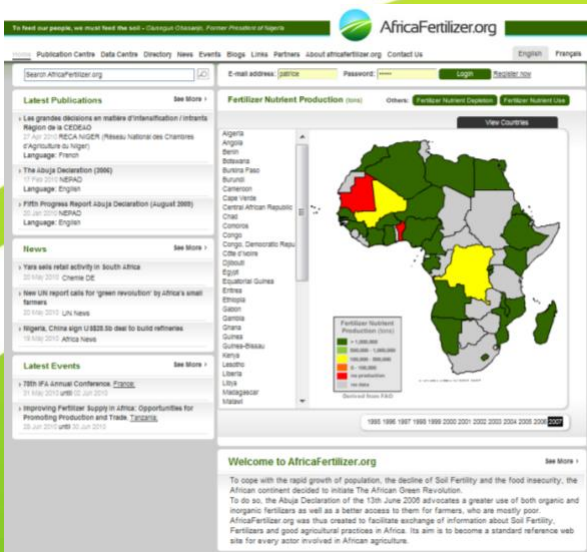


www.ifdc.org



AfricaFertilizer.org


Fueling the Green Revolution in Africa



Web site

- Developed in Ghana
- All countries covered
- Country / region views
- Decentralized content management
- Start-of-the-art database management
- Version 1 launched in March 2010

www.africafertilizer.org | info@africafertilizer.org



www.ifdc.org



AfricaFertilizer.org

Fueling the Green Revolution in Africa



Statistics

- **Fertilizer Production**
FAO Nutrients & IFA Products
- **Fertilizer Imports & Exports**
FAO Nutrients & IFA Products
- **Fertilizer Production Capacity**
- **Fertilizer Use per Crop**
5 countries with IFA
- **Fertilizer World Prices**
Monthly prices for 5-10 key fertilizers
- **National Fertilizer Retail Prices**
Monthly prices from 100-150 towns



www.ifdc.org



AfricaFertilizer.org

Fueling the Green Revolution in Africa

International prices for fertilizers in partnership with ICIS

To feed our people, we must feed the soil - Olusegun Obasanjo, Former President of Nigeria



Home Publication Centre Data Centre **Directory** News Events Blogs Links Partners About africafertilizer.org Contact Us

English Français

AFRICA ▾

International Monthly Average Prices

(all FOB bulk units, USD/MT)	May-09	Jun-09	Jul-09	Aug-09	Sep-09	Oct-09	Nov-09	Dec-09	Jan-10	Feb-10	Mar-10	Apr-10	1 month	1 year
N Urea (sprilled, Arab Gulf)	266	262	267	272	258	264	267	306	307	320	313	285	-9%	7%
N Ammonium Sulphate (Black Sea)	106	91	94	104	101	97	97	114	136	149	145	120	-18%	23%
P DAP (Baltic)	313	299	297	310	317	315	303	329	406	473	474	430	-8%	40%
P TSP (North Africa)	245	218	218	240	240	237	225	245	301	374	375	367	-2%	51%
P SOP (in € North-West Europe)	490	600	540	540	516	451	368	365	354	343	341	354	4%	-49%
K MOP (Israel/Jordan)	648	648	568	450	450	450	450	397	333	334	330	338	0%	-48%

10 year trend for selected fertilizers



Data derived courtesy by ICIS
For more detailed information and data, visit www.icis.com/fertilizers

Comments for the Month of April 2010

- **The nitrogen market** shows a clear downward trend in urea prices. Business has been slow, but what has traded has done so at lower levels.
- **The phosphates market** is generally stable. The market is looking for direction due to a lack of liquidity, not unusual as this time of the year.
- **The potash market** showed limited activity. Potash prices are considerably lower in comparison to last year. However, product is moving more easily and the market is more active than one year ago as demand has re-emerged.



Make sense of fertilizer prices
ICIS pricing publishes reports on fertilizers that keep you updated with the latest price assessments, news and market analysis. They enable you to track the market by giving comprehensive coverage of Nitrogen, Ammonia, Sulphur, Potash, and Phosphates.



www.ifdc.org



AfricaFertilizer.org

Fueling the Green Revolution in Africa

Directories



- Fertilizer Producers 
- Major Importers in Africa 
- Agro Dealers Associations
- Key National Traders
- Regional Organizations
- Regional Projects & Initiatives
- Services to Fertilizer Industry

Projects & Partners

www.ifdc.org



AfricaFertilizer.org
Fueling the Green Revolution in Africa

Sharing Center

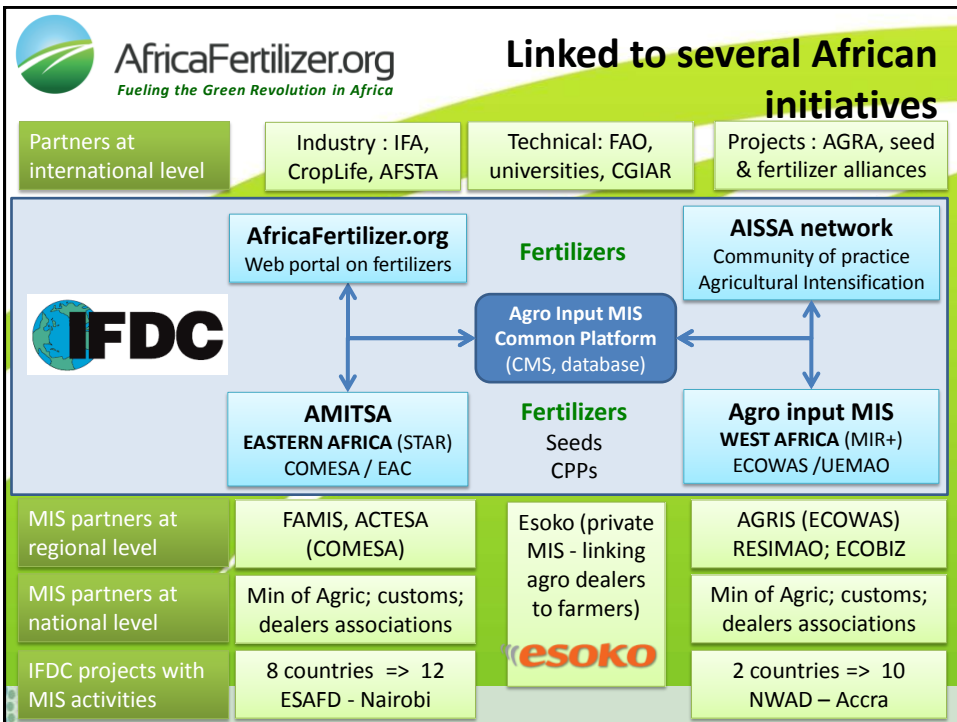


- Publication Center
- Market News
- Major Events
- Links and Partners
- Blogs & Forums
 - Africa Fertilizer Recommendations
 - All 5 progress reports available
 - Next stage : online contributions



Web editors | Contributors

www.ifdc.org





AfricaFertilizer.org

Fueling the Green Revolution in Africa





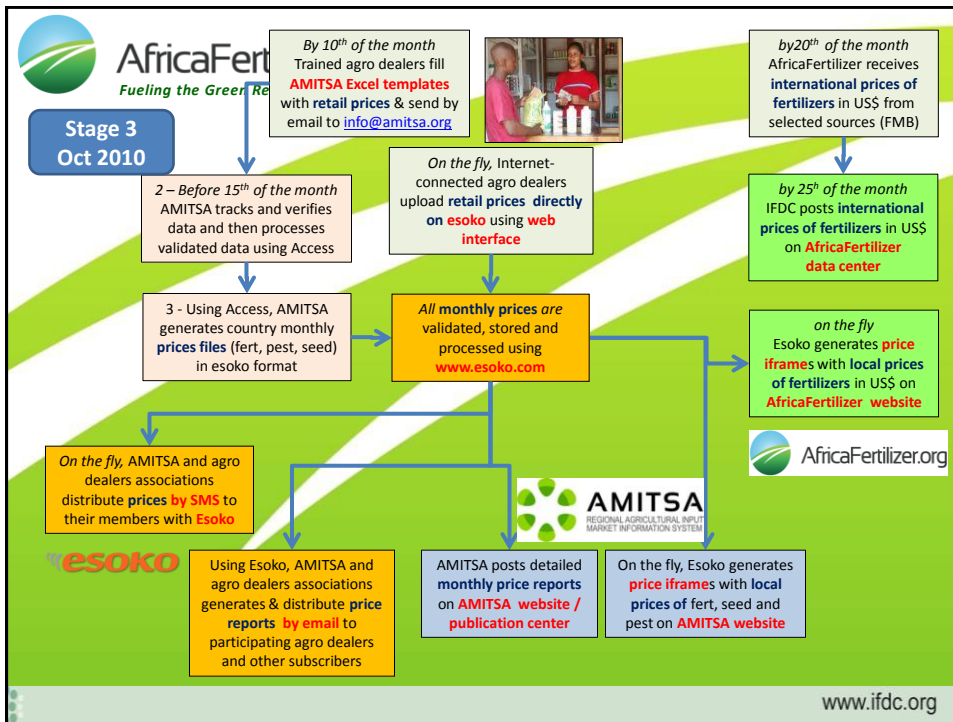
- EAC & COMESA
- 2010 : 8 countries
- 2,5 staff in Nairobi
- DGIS + H.F. funding
- 135 agro dealers in 65 distribution centers
- First reports in 04/2010
- Commitment
- Expectations
- Partnerships

+++



www.ifdc.org

www.amitsa.org | info@amitsa.org





AfricaFertilizer.org
Fueling the Green Revolution in Africa

AISSA




- A community of practice on agricultural intensification
- All SSA countries
- Coordinated by Dr Victor Clottey, with 10 editors
- DGIS / SAADA funding
- Support to 1000+ & CASE approach
- Launched end of 2009

www.aissa.org | info@aissa.org

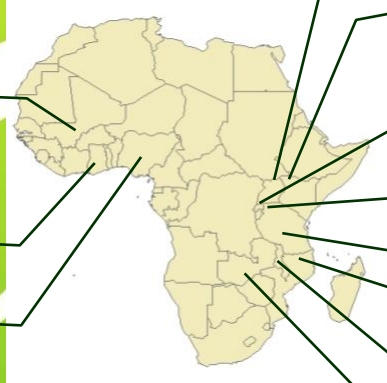


www.ifdc.org



AfricaFertilizer.org
Fueling the Green Revolution in Africa

Agro dealer programs



ECOWAS | UEMOA
1000+ | MIR+

Ghana
GADD | FTM | GAABIC

Nigeria
NADS | AND | FEPSAN

Uganda
UNADA | EADN

Kenya
AGMARK | EADN

Rwanda
RADD


Great Lakes
CATALIST

Tanzania
TAGMARK | EADN


Mozambique
MIM

Malawi
RUMARK

Zambia
ADAPT



www.ifdc.org



Promotion

Promotional materials

- Brand & Graphics
- Banners, posters
- Flyers, call cards

Events & exhibitions

- OCP/FMB conference
- IFA conference
- 2 more planned for 2010


Media

- Press release at launch
- Fertilizer Focus / G8 advertorial
- MediaGlobal (UN) article

Web presence

- Web referencing
- RSS feeds (in/out)
- 450,000 hits since 01/2010

IFDC
www.ifdc.org



Project management

Funding (IFDC)

- DGIS through SAADA-B 2006-2010 program
- Initial budgets : \$100k in 2009, \$150k in 2010

Staffing (IFDC)

- One coordinator (30%)
- One database assistant (50%)
- ICU support from HQ & field projects

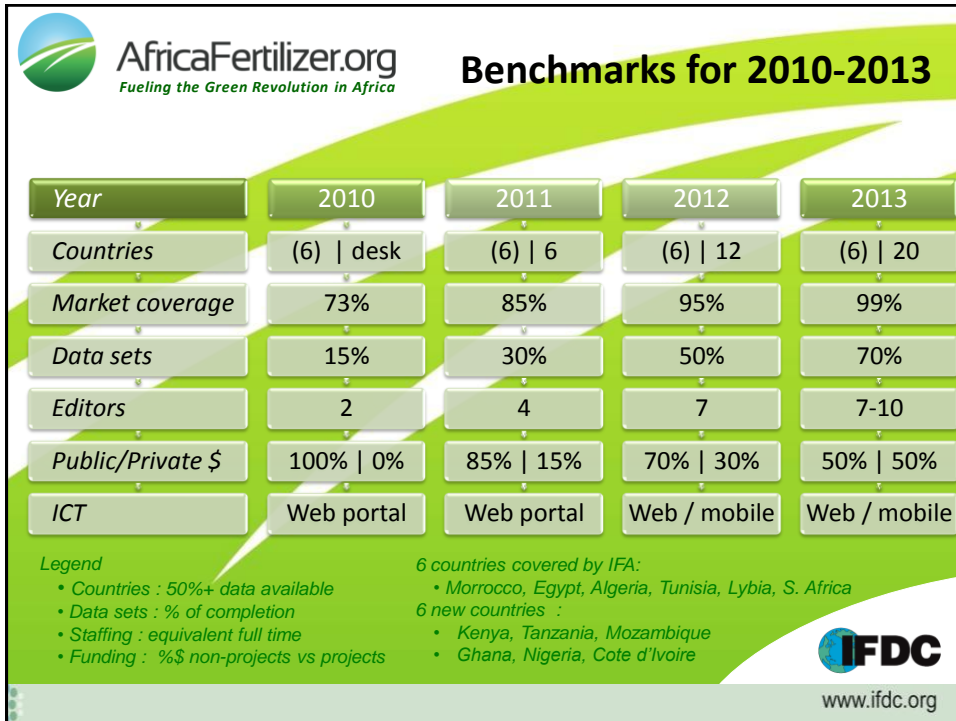
Major investments

- Web development
- Data acquisition
- Promotion

Management strategies

- Decentralized maintenance
- Shared contents
- Shared costs

IFDC
www.ifdc.org




 AfricaFertilizer.org
Fueling the Green Revolution in Africa

Challenges

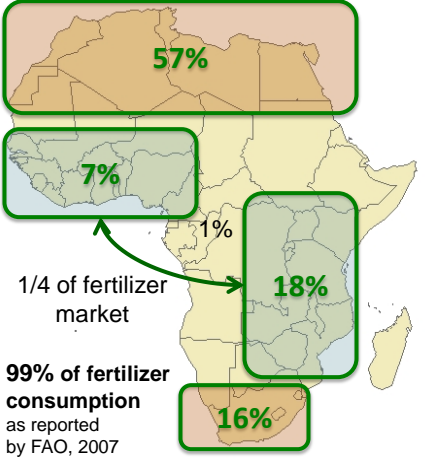
- **It takes time and it takes (some) funding**
 - ✓ Need for innovative funding / partnerships
 - ✓ Anchor in long term processes
- **Getting and processing data**
 - ✓ Support for methodologies / technical assistance
 - ✓ Support for opening access to key sources
- **Analyzing and sharing information**
 - ✓ Support for promotion, PR, media presence
- **Getting the right feedback**
 - ✓ Need for strategic advices

 IFDC
www.ifdc.org



AfricaFertilizer.org
Fueling the Green Revolution in Africa


Opportunities



1/4 of fertilizer market

99% of fertilizer consumption as reported by FAO, 2007

- **With public support**
 - AU, NEPAD and RECs
- **Private sector need**
 - Farmers & groups
 - Agro dealers, traders & associations
- **Public sector need**
 - Policy making
 - M&E
- **Support to projects**
 - Value chains, food security, soil health, last mile delivery



www.ifdc.org



AfricaFertilizer.org
Fueling the Green Revolution in Africa

Fueling the Green Revolution in Africa

Sharing Information on Fertilizers in Africa with Private and Public Partners






























www.ifdc.org